

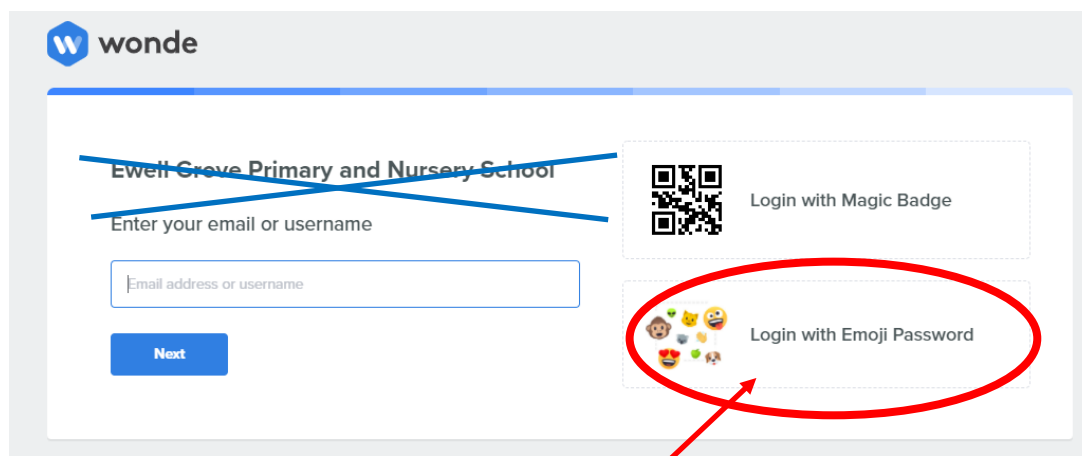
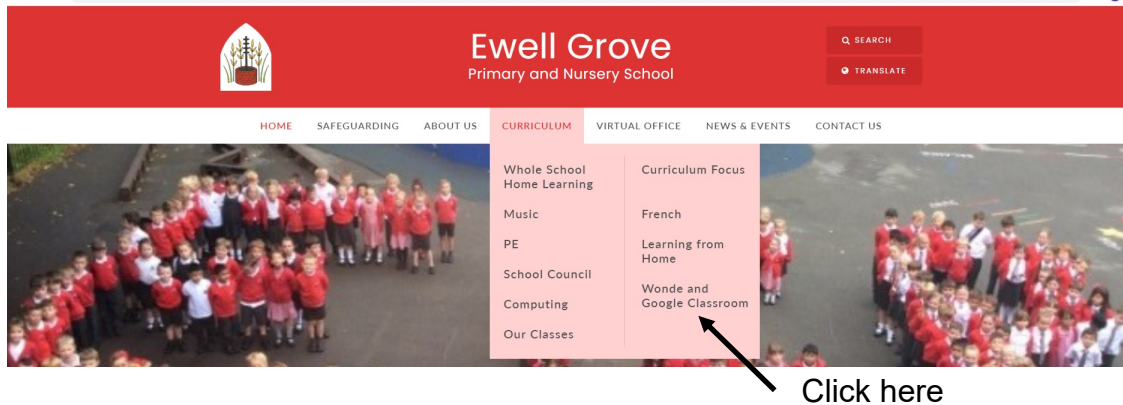


EWELL GROVE PRIMARY AND NURSERY SCHOOL

Instructions to Access Wonde & Google Classroom

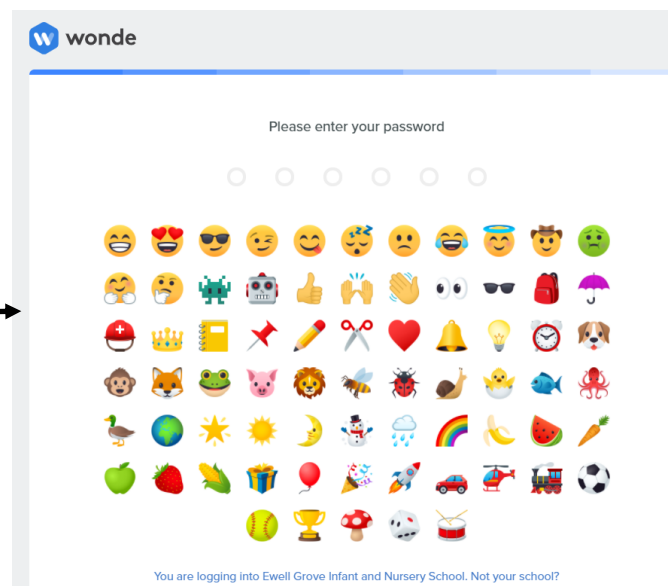
To log in to your child's Wonde account go to the school website and click on the link. The link can be found within curriculum, Wonde and Google Classroom.

Before starting you must ensure you have signed out of all other Google Accounts or sign in using an incognito tab.

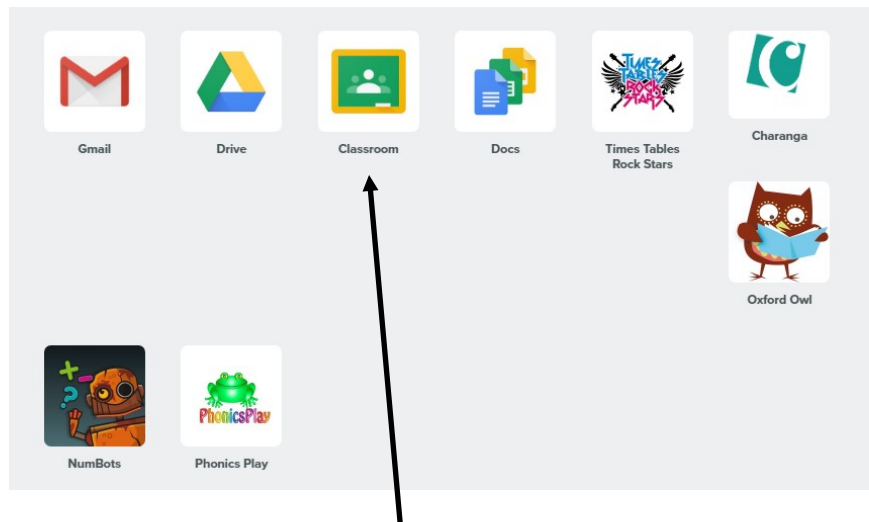


Do not enter your child's username, just click here as the Emoji Password serves as a single login. You will find your child's Emoji Password in the back of their Yellow Reading Record.
Please encourage your child to keep this safe and not share it with anyone.

Please encourage your child to enter their password independently by clicking on the Emojis in the correct order.

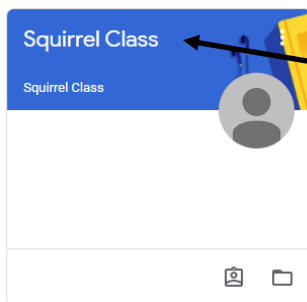


This will take you to the Ewell Grove School Wonde Dashboard which currently looks like this:



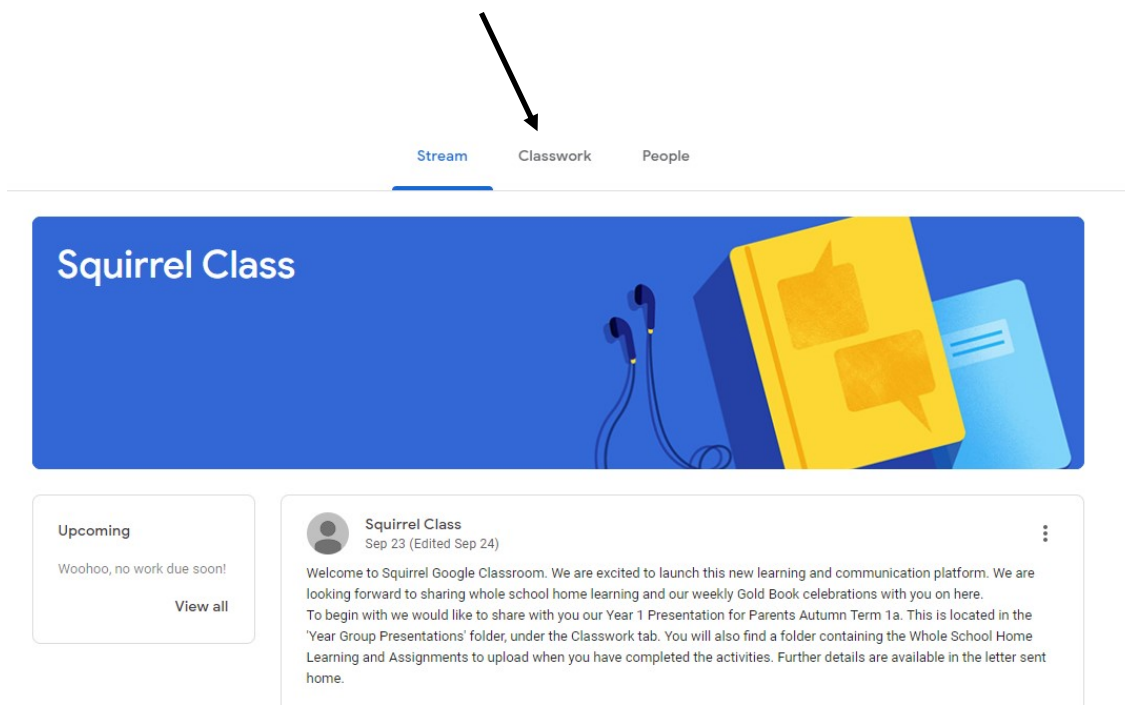
When your child clicks on Google Classroom for the first time they need to choose **'student'**. Please note it will ask you to verify their Google Account. You should see their Google login with the school domain name @ewell-grove.surrey.sch.uk. Simply click continue.

You should now see their classroom with their specific class name e.g. Squirrel



Click on the class name you have arrived in their Google Classroom!

The front page of the Google Classroom is known as the 'stream', this is where you will see announcements and notifications from us. To access any resources we have uploaded, you will need to click on the 'Classwork' tab.



The 'Classwork' will be presented like this. Here you can click on the Year Group Presentation to download and view the video, and access the Whole School Home Learning. You will also be able to upload work to share with the class teacher.

[Stream](#) [Classwork](#) [People](#)

[View your work](#)

[Google Calendar](#) [Class Drive folder](#)

[All topics](#)

Whole School Home...

Year Group Present...

Whole School Home Learning Autumn 1a

Autumn 1a Home Learning Edited Sep 24

Work I am proud of Due Oct 23

Work I would like help with Due Oct 23

Parent Comments Due Oct 23

Year Group Presentations

Year 1 Presentation for Parents Autumn Term Edited Sep 24

To view the Home Learning documents:

Click here

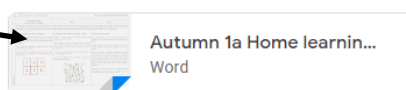
Whole School Home Learning Autumn 1a

- Autumn 1a Home Learning Edited Sep 24
- Work I am proud of Due Oct 23
- Work I would like help with Due Oct 23
- Parent Comments Due Oct 23

Click here to download the material

Autumn 1a Home Learning

This is the home learning for the first half of the Autumn term. Please select the activities you think will be most useful for your learning. You do not have to submit all of your work, but we would like you to choose one piece of work you are really proud of to share, and one that you found tricky and would like feedback on.



[View material](#)

We would like the children to upload two pieces of work each half term, one that they are proud of and one that they would like help with. To do this you can click on the 'assignments' which have this logo.



Work I am proud of

Due Oct 23

Posted Sep 24

Assigned

Please upload a piece of work that you are particularly proud of from this half term by the 23rd October 2020. Feedback will be given during the first week back after half term - 2nd - 6th November.

[View assignment](#)

Click here to open the assignment and upload

Click here to create a document or attach a file. You can upload work as photos, scans or documents.

You can use this function to send a Private Comment to your class teacher about this assignment.

Click on file to attach a document or image saved on your device.

You also have the option to type your work directly into a document here.

Once you have uploaded your work, you must click on 'Turn In' to submit the work to your teacher.

Parent Comments

We would like you to give us feedback on how your child is doing with their home learning. You can edit the document and automatically save it to the classroom if you open with Google docs

Open with Google Docs

You can then add comments as you complete each piece of work, and submit it on the due date.