



Please remember to always check the online resources before looking at them with your child e.g. online stories

Personal, social and emotional development

**Making Relationships**

Use a simple game (such as an ‘Orchard Toys’ counting game), to **practise turn taking and waiting**. Use the phrases “my turn” and “your turn”.

**Self-confidence and Self-awareness**

Look in a mirror and then try to draw a picture of yourself. Think carefully about the colour of your hair, eyes and skin.



**Managing Feelings and Behaviour**


**Practise handling delicate items GENTLY** for example; an egg. What might happen if we weren't gentle?



Physical development

**Moving and Handling**

Scissor skill activities: using an oval of paper to represent Humpty Dumpty, cut it up as if he were broken and stick him back together using plasters.




**Health and Self-care**

When washing your hands practise singing this song twice: “This is the way we wash our hands, wash our hands, wash our hands, this is the way we wash our hands, we use soap and water”.







Communication and Language

Once you have completed the **Reading** activity, answer these questions;

1. What colour was the bear?
2. Who came after the yellow duck?
3. What sound do each of the animals make?
4. Which is your favourite animal? Why?





<b>Literacy</b>	<b>Nursery Rhymes: a simple traditional song or poem for children</b>		
	<p><b>Reading</b></p> <p>Read or watch a read aloud (can be found on YouTube) of <b>'Brown Bear. Brown Bear' by Eric Carle</b>. Join in with the repetitive language.</p> <p>Learn the rhymes 'Humpty Dumpty' and 'Incey Wincey Spider'. Join in with actions.</p>	<p><b>Writing</b></p> <p>Make marks using a range of resources; this might include pavement chalks, felt pens, pencil or paintbrushes and water.</p> <div style="display: flex; justify-content: space-around;">   </div>	<p><b>Phonics</b></p> <p>Phase 1: Aspect 1: Environmental sounds</p> <p>Listen to the below link to BBC Radio and talk about the sounds you can hear.</p> <p><a href="https://www.bbc.co.uk/programmes/b03g6w17">https://www.bbc.co.uk/programmes/b03g6w17</a></p>
<b>Mathematics</b>	<p>Sing the counting rhyme '1,2,3,4,5 once I caught a fish alive'.</p> <p>Create a fish bowl picture, count how many fish you have made or drawn in your fish bowl.</p> <div style="display: flex; justify-content: center; gap: 20px;">   </div>		
<b>Understanding the World</b>	<p>Create a home role-play area with a play kitchen, play food, small table and chairs. Invite family members to join you for 'dinner' or 'tea making'.</p> 	<p>Explore toys with knobs or pulley. Talk about what happens when you twist, pull or push the buttons or other mechanisms.</p> 	



<b>Expressive Arts and Design</b>	Create paintings of animals. Choose own animal and colour. Once complete add it into a retelling of 'Brown Bear, Brown Bear' for example; "Pink Unicorn, Pink Unicorn what do you see? I see a Green Shark looking at me!"	Learn the song 'I can sing a rainbow'  <a href="https://www.bbc.co.uk/teach/school-radio/nursery-rhymes-i-can-sing-a-rainbow/zn3tqp3">.https://www.bbc.co.uk/teach/school-radio/nursery-rhymes-i-can-sing-a-rainbow/zn3tqp3</a>  Create your own rainbow picture, talk about the colours you have used.
<b>Online learning</b>	<a href="http://www.bbc.co.uk/teach/school-radio/eyfs">www.bbc.co.uk/teach/school-radio/eyfs</a> <a href="http://www.topmarks.co.uk/">www.topmarks.co.uk/</a> <a href="http://www.phonicsplay.co.uk/">www.phonicsplay.co.uk/</a> <a href="http://www.bbc.co.uk/teach/supermovers">www.bbc.co.uk/teach/supermovers</a> <a href="http://www.nhs.uk/change4life">www.nhs.uk/change4life</a> <a href="http://www.bbc.co.uk/iplayer/episodes/b00jdlm2/cbeebies-bedtime-stories">www.bbc.co.uk/iplayer/episodes/b00jdlm2/cbeebies-bedtime-stories</a> <a href="http://www.bbc.co.uk/programmes/b03g6w17">www.bbc.co.uk/programmes/b03g6w17</a>	

