

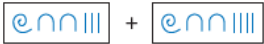








	Year 3	Year 4
School Council	<p>School Council Representatives represent the views of their class as part of a wider school meeting</p> <p>School Council Representative Elections will take place <b>week beginning 8th October</b>. Each class will elect two representatives (1 girl and 1 boy). All children wishing to be considered for election will be asked to give a 1 or 2 minute talk on what they would promise to do if elected.</p> <p>We would like you to discuss with your child, whether they want to stand or not, the qualities representatives need to have such as being fair, a good listener, able to remember the views of others and reliable etc.</p> <p>If your child wants to stand you can help them prepare their talk. If they do not wish to stand, please help them to understand the qualities they would like to see in the person they vote for.</p>	
Mathematics	<p>Using reasoning, help your child to explore this statement:</p> <p>Captain Conjecture says, "if you add 6 to a number ending in 7 you will always get a number ending in 3".</p> <p>Is he correct?</p> 	<p>5000 years ago Egyptians carved number symbols on their tombs:</p> <p>  = 1  n = 10  e = 100</p> <p>What is the value of these Egyptian numbers?</p> <p></p> <p> + </p> <p> + </p> <p>Use these codes to crack the value on the tombs.</p> <p>Can you create your own set of symbols to challenge your friends?</p>
English	<p><b>We are looking at Myths and Legends, E.G Pandora's Box and King Arthur</b></p> <p>Talk to your child about a Myth or Legend.</p> <p>Together, research a myth or legend of your choice and retell the story using a comic style format.</p>  <p><small>Create your own at Storyboard That</small></p>	



<b>RE</b>	<p>Year 3 and 4 will going to the church to celebrate Harvest.</p> <p>Research how Harvest is celebrated in other countries – focus on finding traditions that are the same and those that are different?</p>
<b>Geography</b>	<p>List the 7 continents and their surrounding seas; name three countries in each continent (can you find a continent where this is not possible?)</p> <p>Which continent do you live in?</p> <p>In which hemisphere do we live? How does this relate to the position of the equator?</p> <p>Do you have friends or family who live in other continents or hemispheres?</p>
<b>Computing/E-safety</b>	<p>The Internet is a wonderful resource and we want children to use this. We must work together to ensure our children stay safe and make appropriate choices.</p> <p>This half term we will be having a focus on Online safety and this will be on-going throughout the year.</p> <p>If you have not already, please read the Online safety family agreement which can be found on our website under ‘About Us’ ‘Online Safety’ or follow the link <a href="#">Online Safety Family Agreement</a> and talk about this with your child. If you have read it, please read again to refresh your memory!</p> <p>Agree as a family a list of websites that you are happy for your child to visit regularly, whether it is via phone or computer.</p> <p>Discuss what you are happy for them to use the internet for and be clear about what you are not happy for them to do; especially consider rules regarding games that are played online.</p> <p>In school we show the children a range of animated stories exploring how to stay safe online. These include <a href="#">Hectors World</a> and <a href="#">Lee and Kims World</a>.</p>



COMMENTS	
School Council	
Mathematics	
English	
RE	
Geography	
Computing/ E-Safety	

Child's Name:

Class: